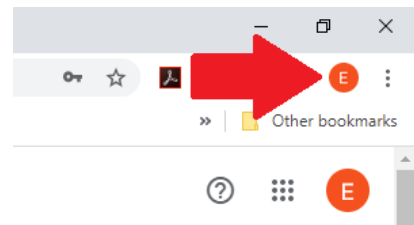




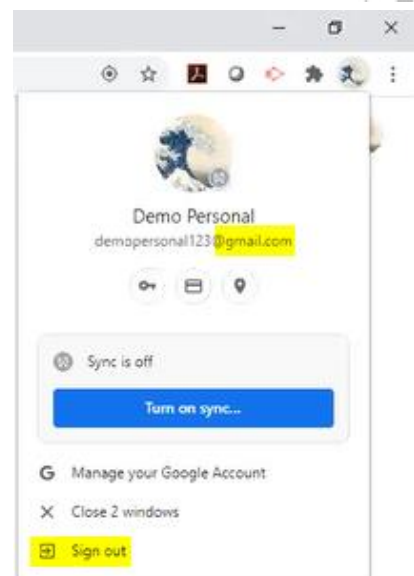
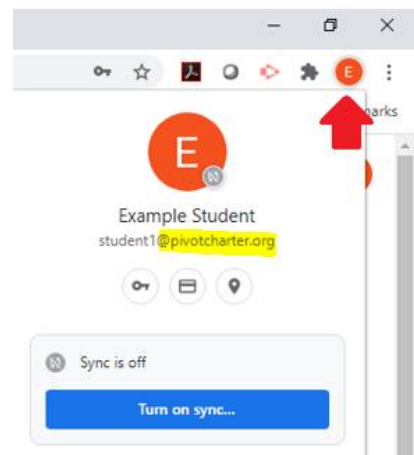
Accessing Pivot's Student Website

Be sure to log in to Google Chrome with your Pivot Google account

1. Make sure you are logged in to your school account on your Google Chrome browser. If you click the icon on the top right of the Google Chrome browser, you can see if the account has @pivotcharter.org. If it does, then you are ready to go directly to the student website (address is below).



2. If you are logged in as a non-school account, you will need to first sign out of the other account and then log in using your Pivot Google login information. If you do not remember your Pivot Google login information, contact your Educational Coordinator.



3. Once you are logged in to your Pivot Google account in the Google Chrome browser, visit the student website at:

<https://sites.google.com/pivotcharter.org/student>